








Legend

-  12 passenger vehicle
4m long
max speed 210 km/h
-  Single lane -on-ramp
-  Single Lane -off ramp
-  Single lane tunnel
: no stopping / no passing
: max 200km/h
: 40ft below ground
:convoying
: 100m vehicle distances
-  Neighbourhood loop (taz)
: 1 city block on each side
: unload/load anywhere
: max 50km/h
: ground level
: 2 lanes for passing
-  Main loop
: 50km long
: no stopping / no passing
max 200km/h
: 40ft below ground
:convoying
100m vehicle distances
-  City loop
: unload/load anywhere
: max 50km/h
: 2 lanes for passing
- 1 lane stop / 1 lane passing

Scenarios

1. 1,000/hr people from b1 to city
2. 20,000/hr people from sl to city
3. 20,000/hr people from nl to city