



JAKARTA® EE



2021 Jakarta EE Developer Survey Report



Agenda

- **Executive Summary**
- **Introduction**
- **Key Findings**
- **Recommendations**
- **Demographics**

Executive Summary

- **The Jakarta EE community is looking for faster support** from existing Java EE / Jakarta EE and cloud vendors.
- **Java EE 8, Jakarta EE 8 & Jakarta EE 9** hits the mainstream with **75% adoption**.
- Use of the **hybrid architecture approach** for implementing Java systems in the cloud has **increased since last year with 29% adoption** reported in 2021 (up from 23% in 2020) **outpacing monolith**, which was ahead of hybrid last year.
- **Over 48%** of respondents have either already **migrated to Jakarta EE or plan to** within the next 6-24 months.

Executive Summary

- **Spring/Spring Boot** continues to be **the leading framework** for building cloud native applications (60%), **with its share increasing by 16 points** (up from 44% in 2020).
- **Jakarta EE is emerging as the second place cloud native framework with 47%** usage in this year's survey.
- **MicroProfile adoption** has **increased to 34%** (vs 29% in 2020).
- The **popularity of microservices holds steady with a nominal increase**, with the usage of the microservices architecture for implementing Java systems in the cloud increasing since last year (43% in 2021 vs 39% in 2020).

Introduction

The objective of this survey was **to help Java ecosystem stakeholders better understand the requirements, priorities, and perceptions of enterprise developer communities** and gain a better understanding of how the cloud native world for enterprise Java is unfolding and what that means for their strategies and businesses. From April 6 to May 31, 2021, **940 individuals participated** in the survey.

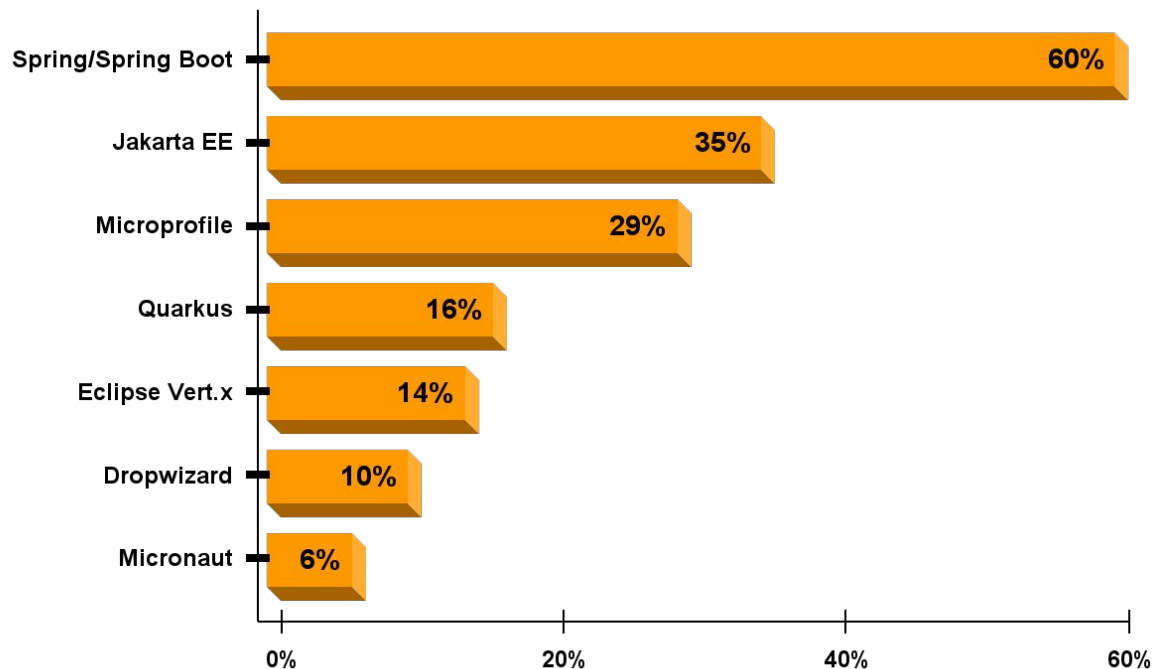
The survey was promoted on social media, on the Jakarta.ee website, newsletters, blogs and through partners, including Jakarta EE Ambassadors, JUG leaders and Java Champions.

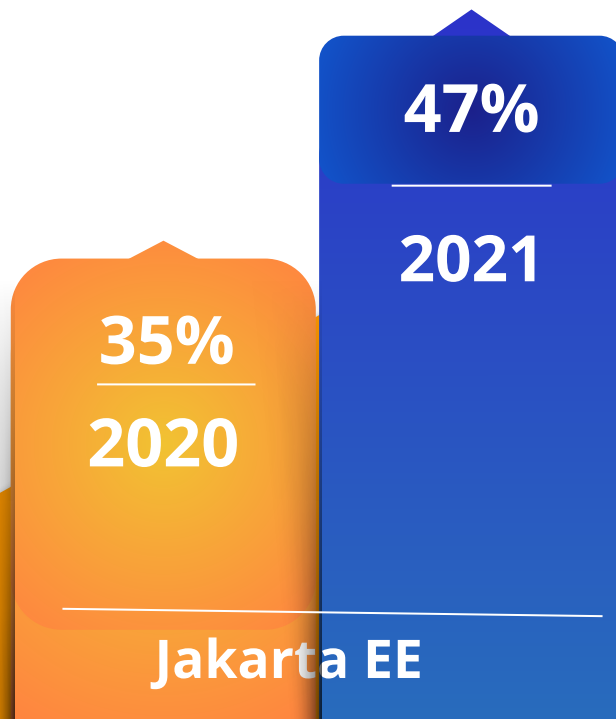


Key Findings

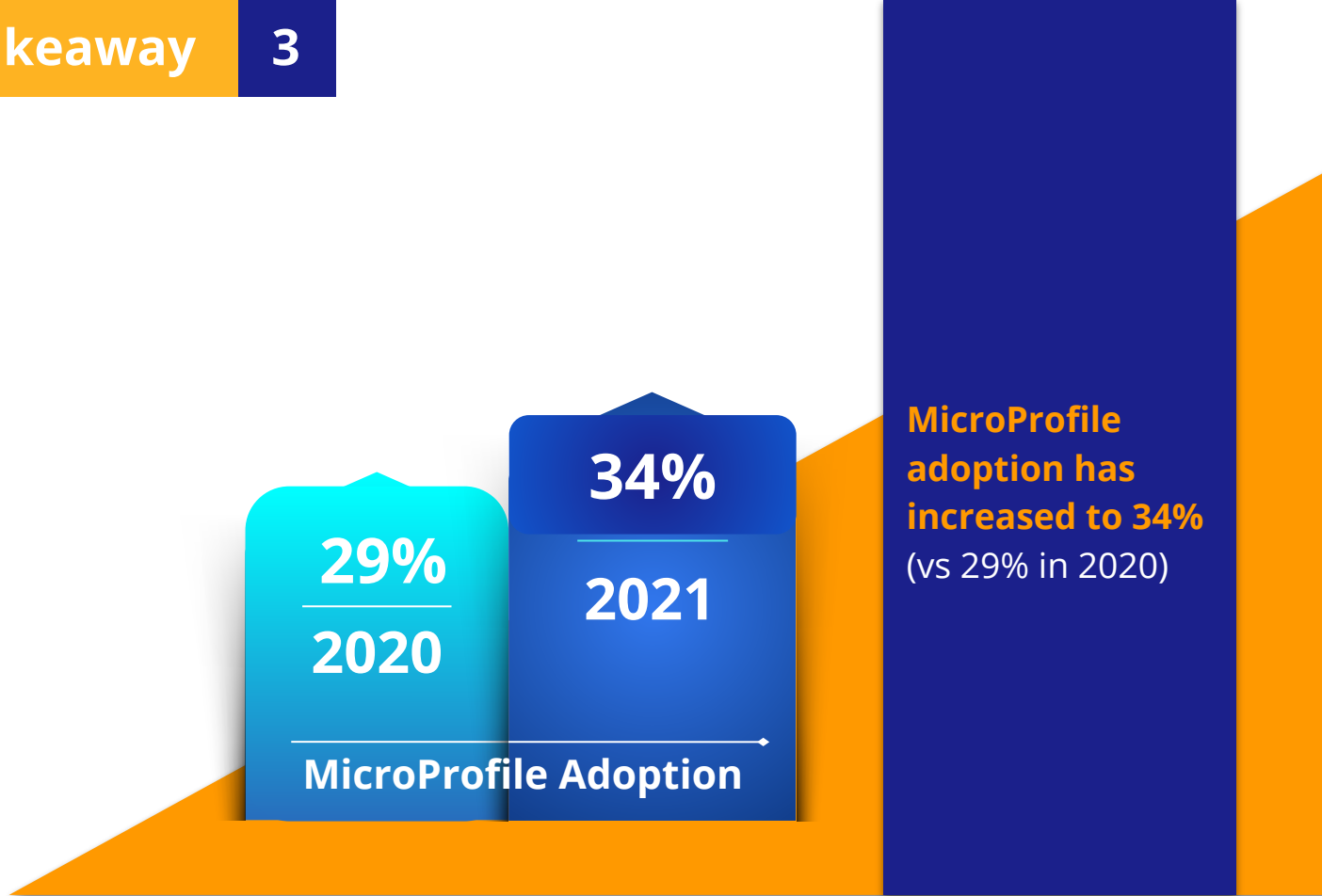


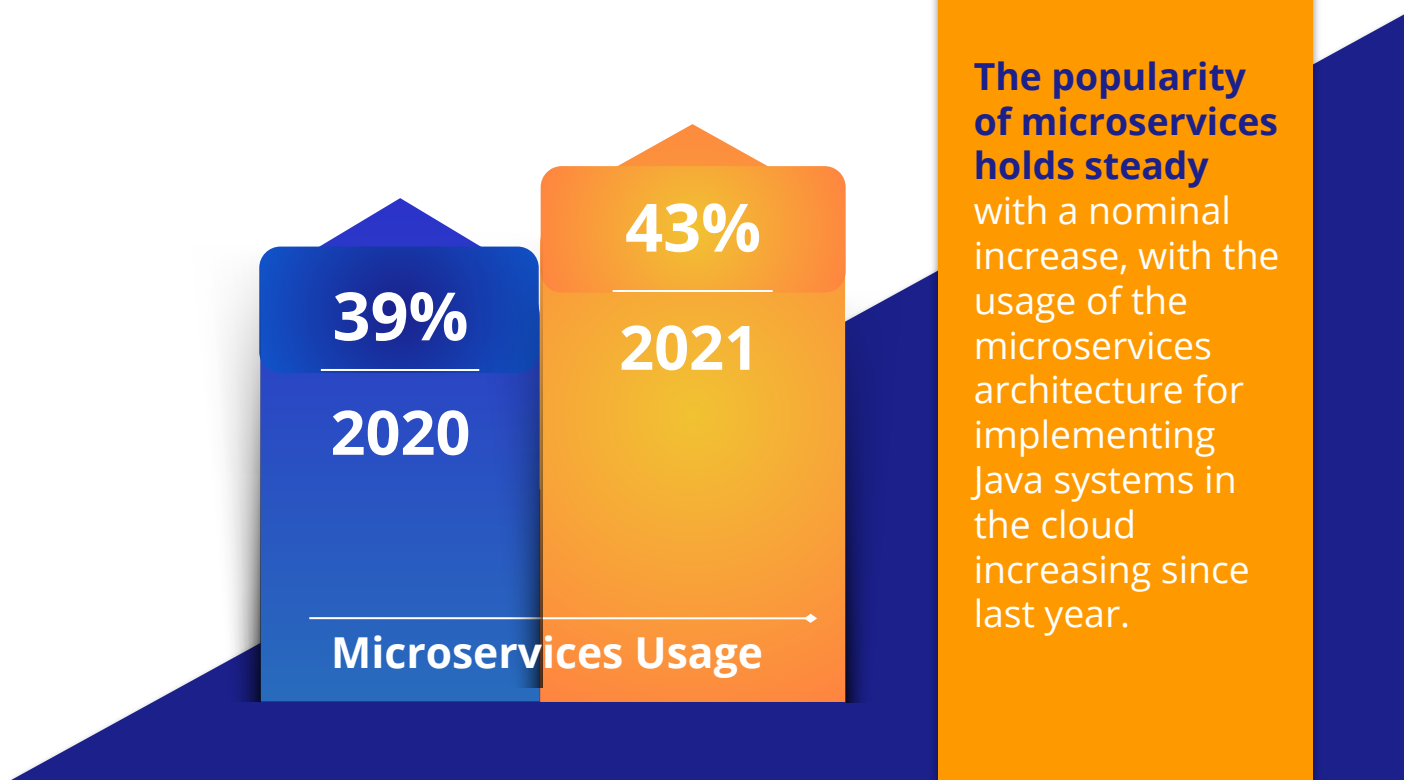
Spring/Spring Boot continues to be the **leading framework** for building cloud native applications (60%), with its share increasing by 16 points (up from 44% in 2020).





With the delivery of Jakarta EE 9 in December 2020, Jakarta EE continues to fulfill its promise of **accelerating business application development for the cloud**, emerging as the second most used cloud native framework at 47% in this year's survey.





Top three Jakarta EE community priorities:

1st priority

Native integration with Kubernetes has increased since last year (2021: 63% vs 2020: 47%)

1



2nd priority

Better support for microservices (54% up from 41% in 2020)

2



3rd priority

Faster pace of innovation (33%)

3

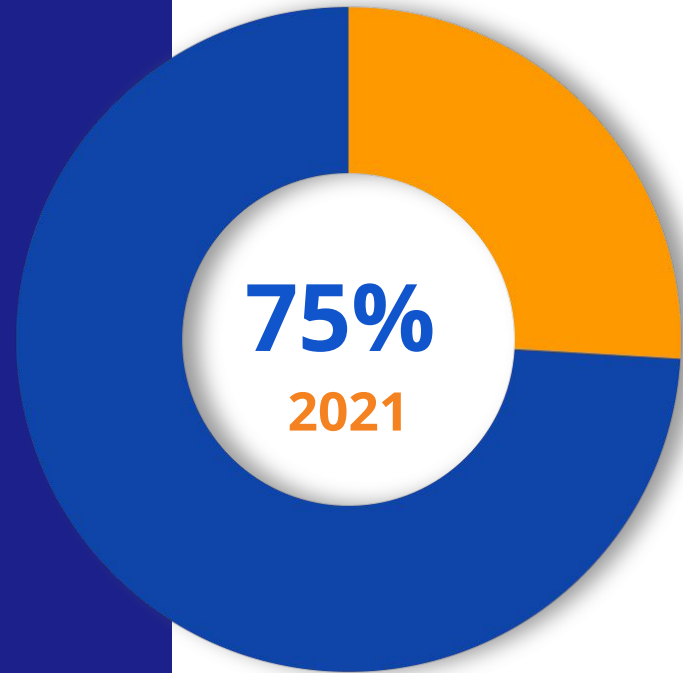


The Jakarta EE community is looking for **faster support from existing Java EE / Jakarta EE or cloud vendors** (29%). With **the rise of Jakarta EE**, developers are looking past single vendor microservices frameworks in favor of vendor-neutral standards for building Java microservices.

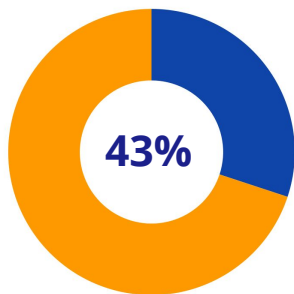


Java EE 8, Jakarta EE 8 & Jakarta EE 9 hits the mainstream with 75% adoption.

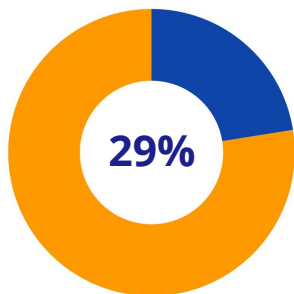
Despite only shipping in December 2020, **Jakarta EE 9 usage has grown to 9%**. Driven by the contributions of a diverse global community of dedicated developers and vendors, building on the success of Jakarta EE 8, followed by Jakarta EE 9, we have seen **continued growth**.



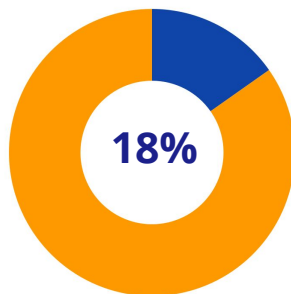
Top three architectural approaches for implementing Java systems in cloud:



Microservices



Hybrid



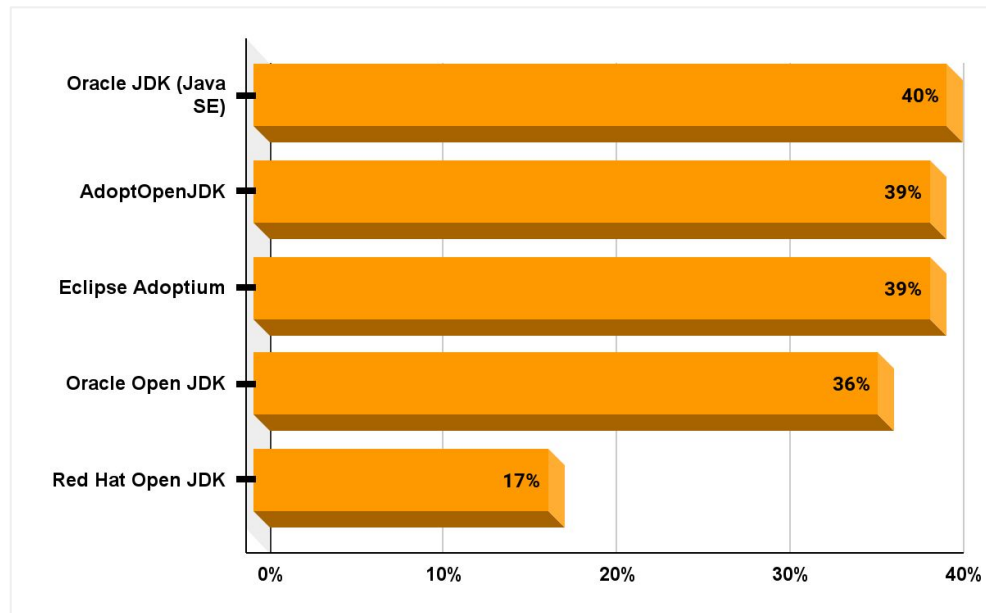
Monolith

Use of the hybrid architecture approach for implementing Java systems in the cloud has increased since last year with **29% adoption** reported in 2021 (up from 23% in 2020) and has **outpaced monolith**, which was ahead of hybrid last year.

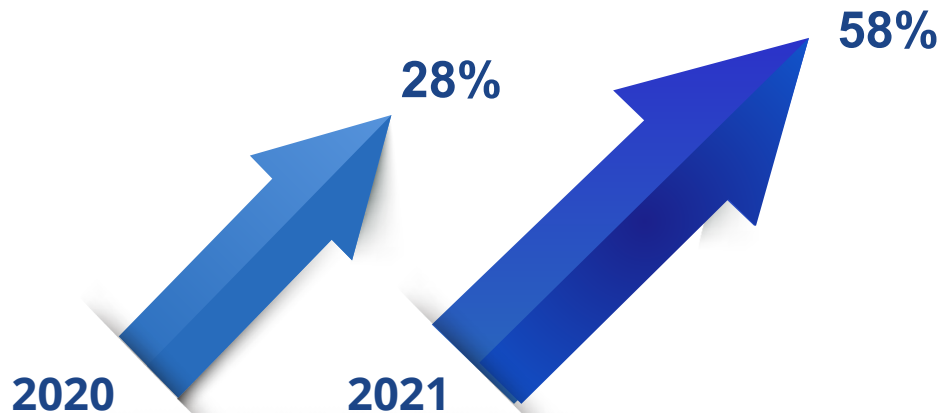
Over **48%** of respondents have either already migrated to Jakarta EE or plan to within the next **6-24 months**.

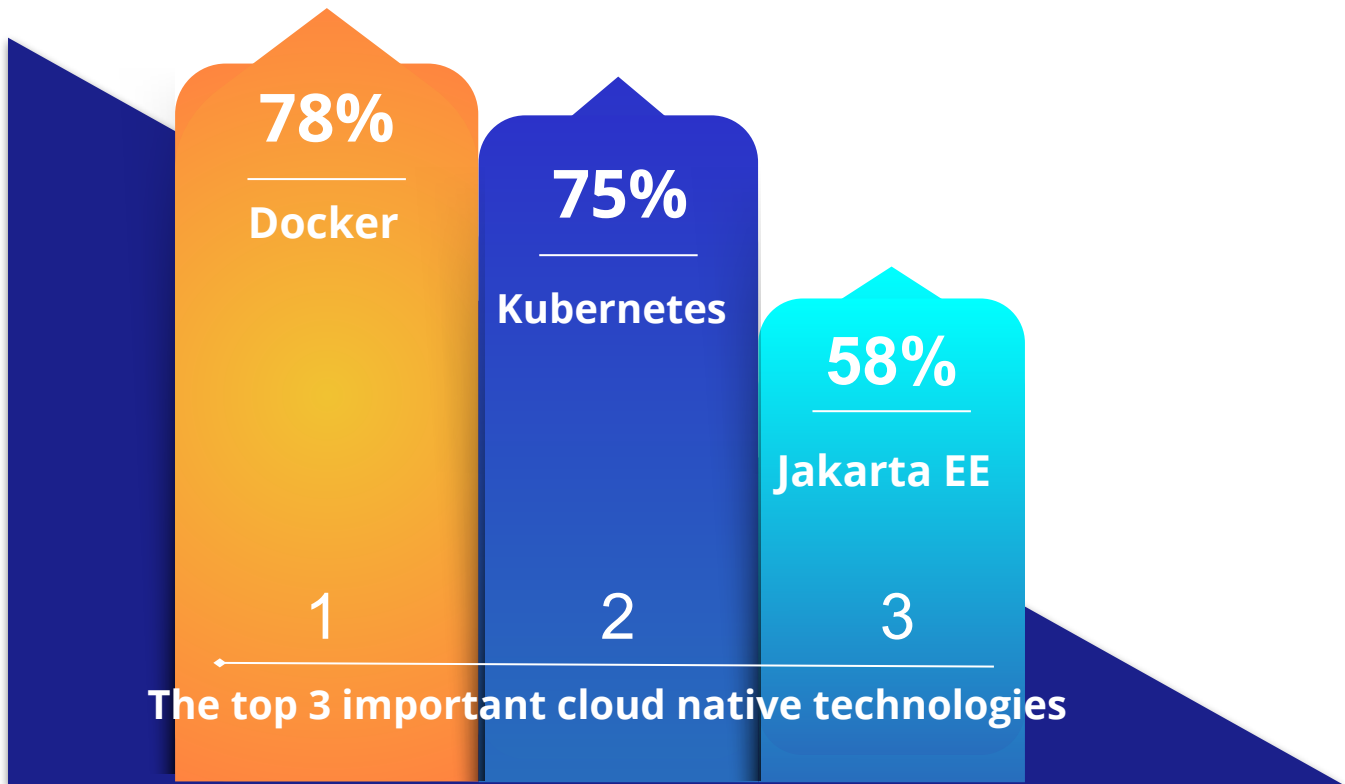


Oracle JDK (Java SE) at 40% and AdoptOpenJDK / Eclipse Adoptium at 39% are the top JDK distributions used in production applications. The AdoptOpenJDK builds of OpenJDK at 39% are the most popular in production, followed by Oracle Open JDK at 36% and Red Hat Open JDK at 17%.



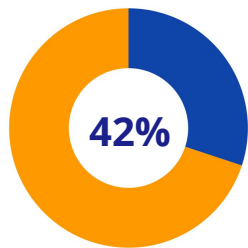
Java 11 use has surged to 58% (28% in 2020).
Sitting at 11% usage, enterprises stick to LTS releases with the next being Java 17.





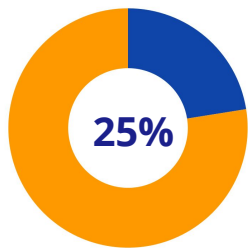
The top 3 important cloud native technologies

The top 5 runtimes/implementations used are:



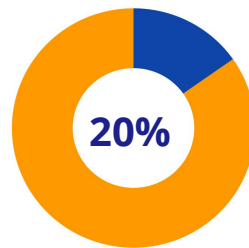
1

Apache TomCat



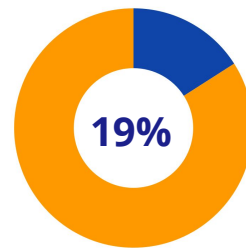
2

WildFly



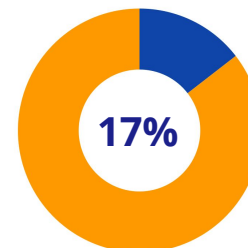
3

Quarkus



4

Eclipse Jetty



5

JBoss Enterprise
Application Platform

The top four specifications that received the most feature requests (the most popular Specifications identified by the respondents) are:

1

Security

2

Faces

3

Rest

4

CDI

The top four Specifications that have been requested to be added to the platform:

1

Config

2

MVC

3

NoSQL

4

Caching

Recommendations

Enterprises

Require Flexible Platforms Built for Application Portability and Scalability:

Enterprises should choose platforms that flexibly enable the development of traditional business applications and cloud native business applications. IT decision-makers are encouraged to embrace technologies that are built for application portability, interoperability and interchangeability, based on open enterprise Java specifications and backed by vibrant multi-vendor ecosystems.

Should Influence Technology Evolution: Enterprises should actively engage in shaping open technologies that provide a migration path for their skilled Java developers, and enable them to participate in developer communities while directly influencing the technology and learning best practices.

Recommendations

Platform and software vendors:

Need Architectural Flexibility: Vendors should incorporate a single, cohesive enterprise Java framework they can use to develop and support cloud-based microservices architectures as well as traditional monolithic architectures. Ideally, framework evaluation criteria should include support for innovative technologies, such as MicroProfile, Docker containers, and Kubernetes orchestration.

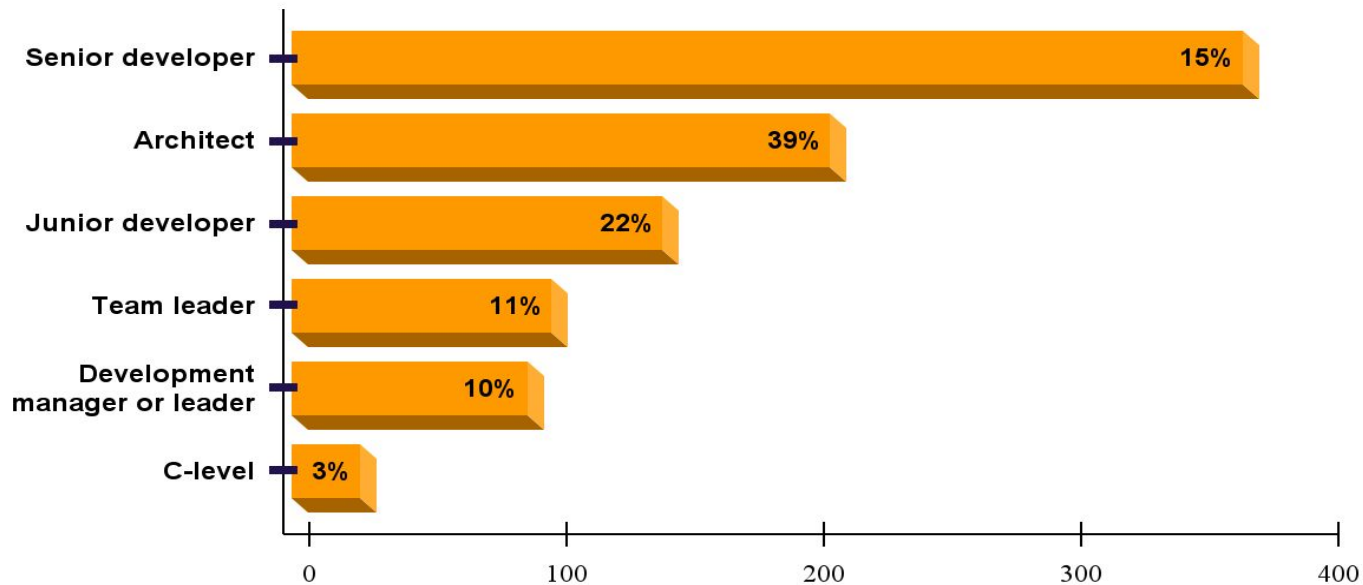
Leverage New Innovations With Low Risk: These capabilities can be extended to your customers to enable the evolution of existing corporate applications in a way that makes the most of existing technology and infrastructure investments. Compete by enabling your enterprise customers to develop new, cloud native applications that increase agility, consistency, and automation.



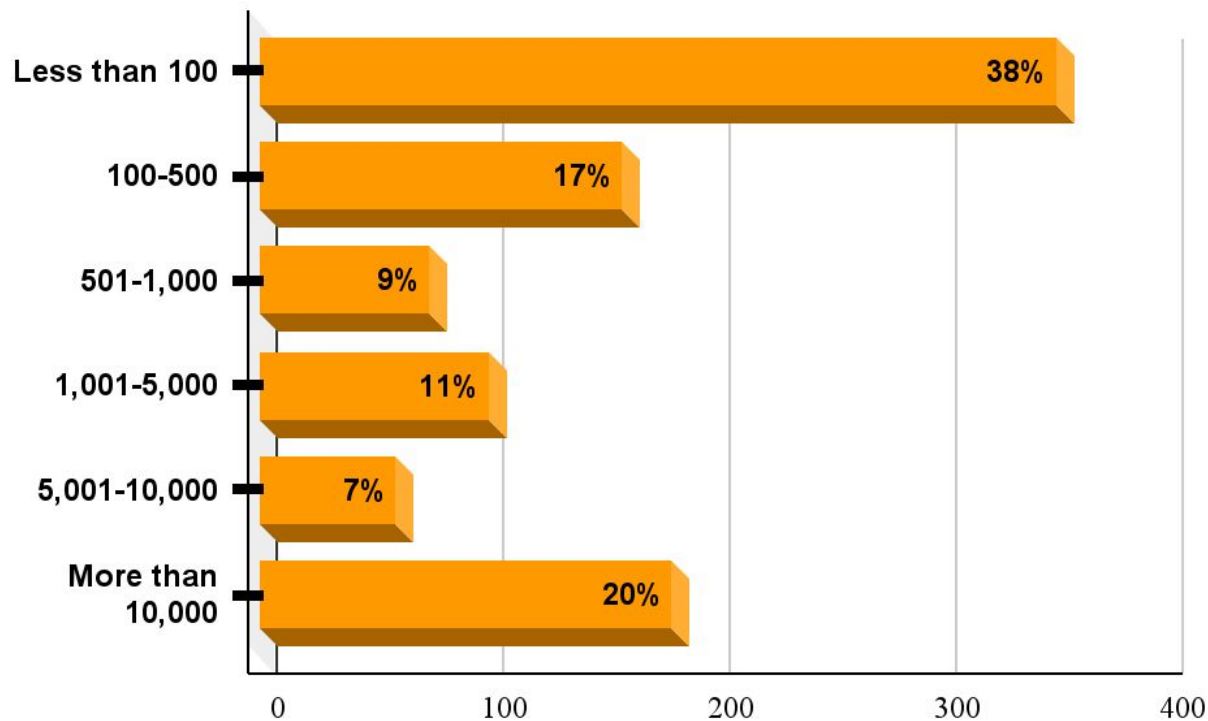
Demographics



What best describes your role?



How many employees work in your organization?



25 Industries



IT

23%



Software

29%



Computer & Electronics
Manufacturing

5%



Education

7%



Financial Services

15%



Government

7%



Retail & Consumer
Services

4%



Telecommunications

4%



Healthcare &
Pharmaceutical

3%



Manufacturing

2%



Energy/Utilities

2%

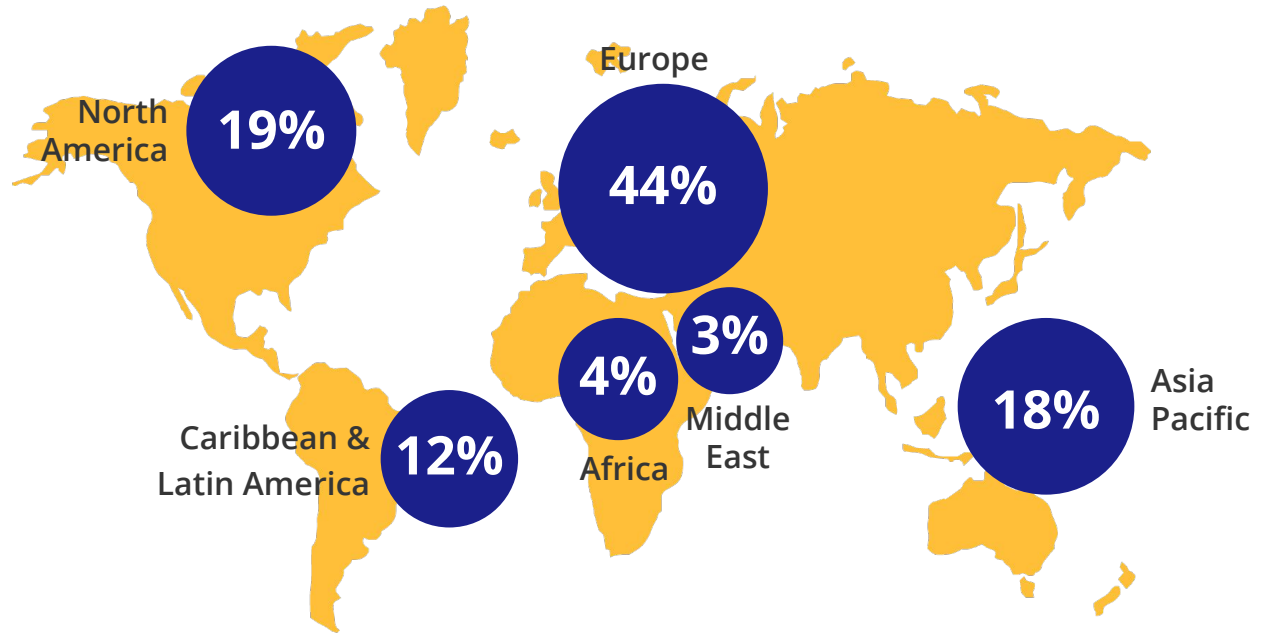


Hospitality

0%

Regions

What region are you personally located in?



 **THANK YOU!**



JAKARTA EE